

MOVEX PR EXC



***Local extractor for explosive environments.
Safe equipment when handling explosive gases and dust.***



New technology in combination with new materials and a focus on design gives the MOVEX PR EXC many new and important features and advantages:

- Stable grounded structure with EX coating.
- Unique ease of maneuverability.
- High positional stability.
- Hood designed for maximum capture efficiency and extraction.
- Flexible PE hose, fully grounded.
- Non EX coated metal parts in stainless steel.

PR EXC's design is based on MOVEX's basic principles:

- External arm support.
- Hose dimensions according to requirements: 4, 5, 6 or 8 inches.
- Supplied partially assembled for ease of installation.

MOVEX PR EXC is manufactured in accordance with the ATEX directive 94/9/EC category 2 for gases and dust.

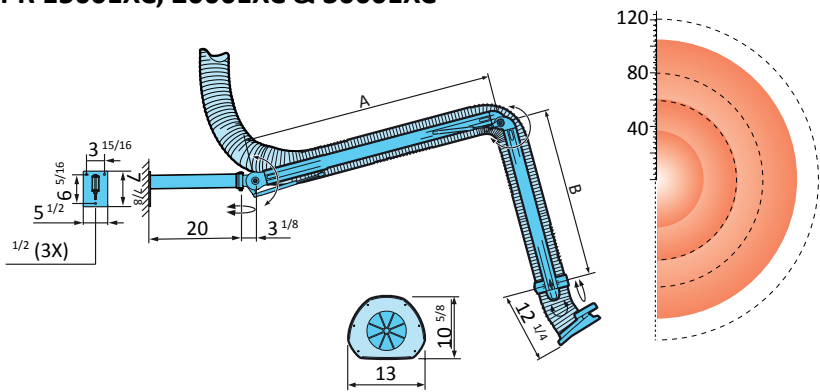
PR EXC is delivered standard with a wall bracket.

MOVEX PR EXC is available in the lengths 5, 7, 10, 13, 16 & 23 feet.

The Movex range also includes fans, accessories, automatic control and filters for local extraction

LOCAL EXTRACTORS
Pure advantage

PR 1500EXC, 2000EXC & 3000EXC



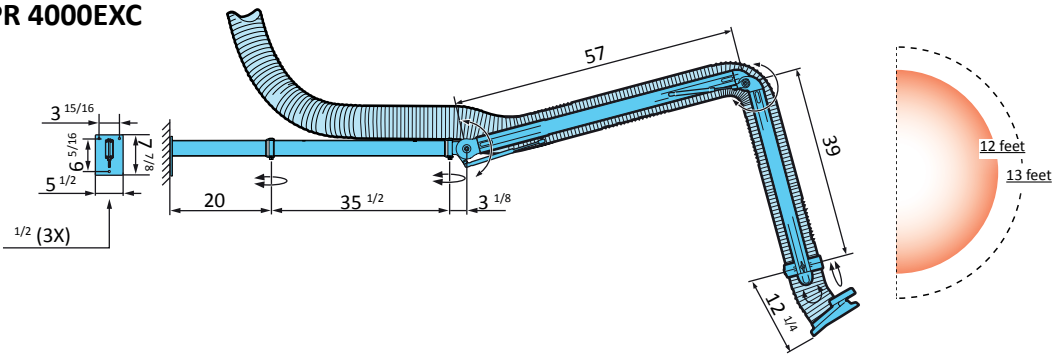
| | A (inch) | B (inch) | Work. Radius* (inch) | Max. Radius (inch) |
|-------------|-------------|-------------|----------------------------|--------------------------|
| PR 1500 EXC | 16 1/2 | 19 | 36* | 60 |
| PR 2000 EXC | 37 1/2 | 19 | 57** | 80 |
| PR 3000 EXC | 57 | 19 | 106** | 120 |

Working radius
Max. radius

*At a mounting height of 6 ft and a working height of 2 ft, 6 in.

**At a mounting height of 7 ft and a working height of 2 ft, 6 in.

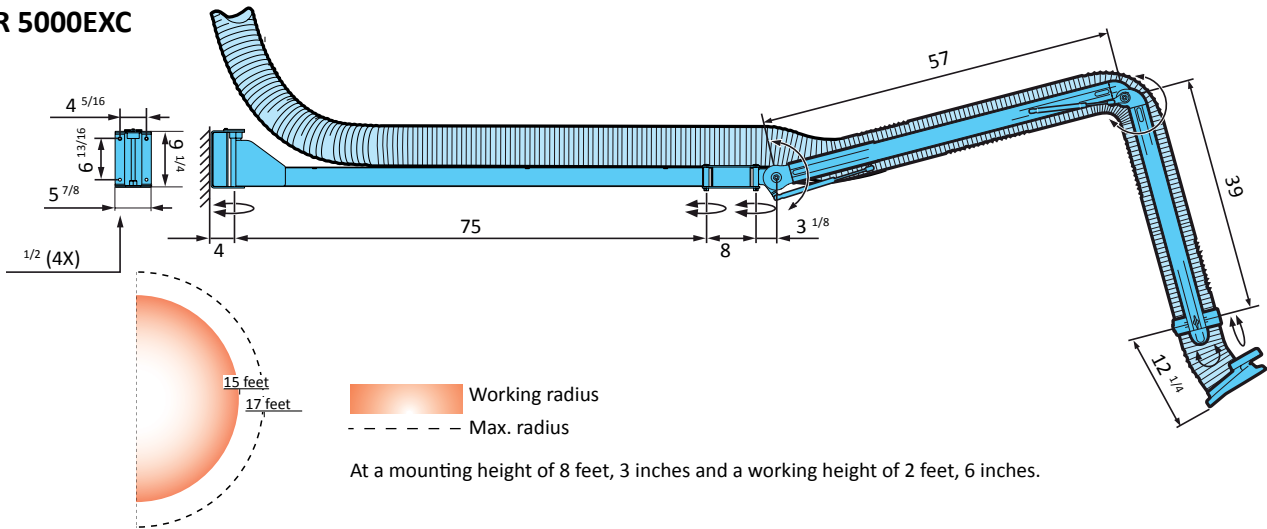
PR 4000EXC



Working radius
Max. radius

At a mounting height of 7 feet and a working height of 2 feet, 6 inches.

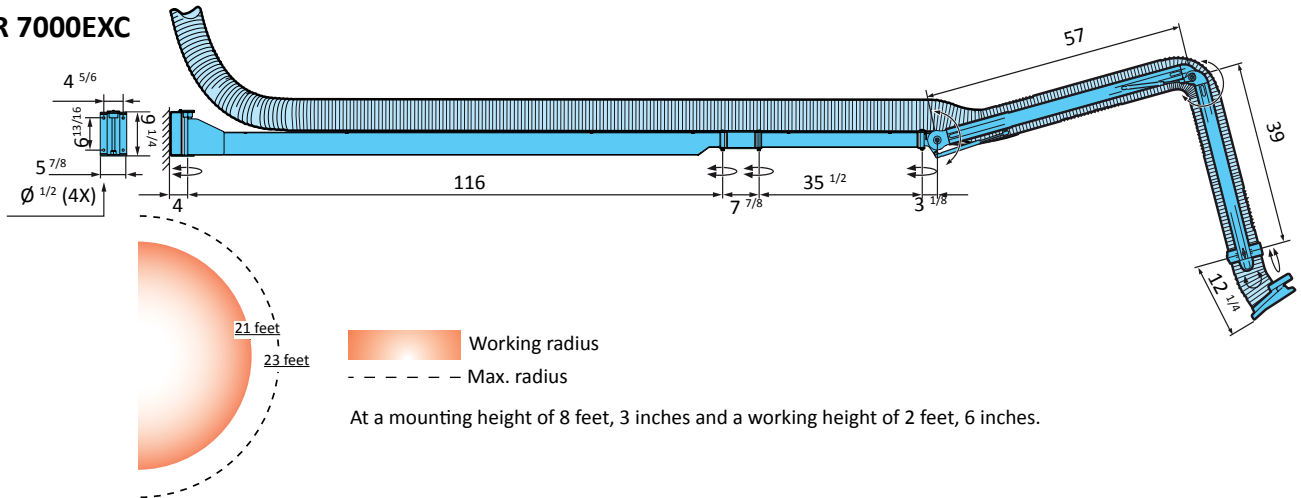
PR 5000EXC



Working radius
Max. radius

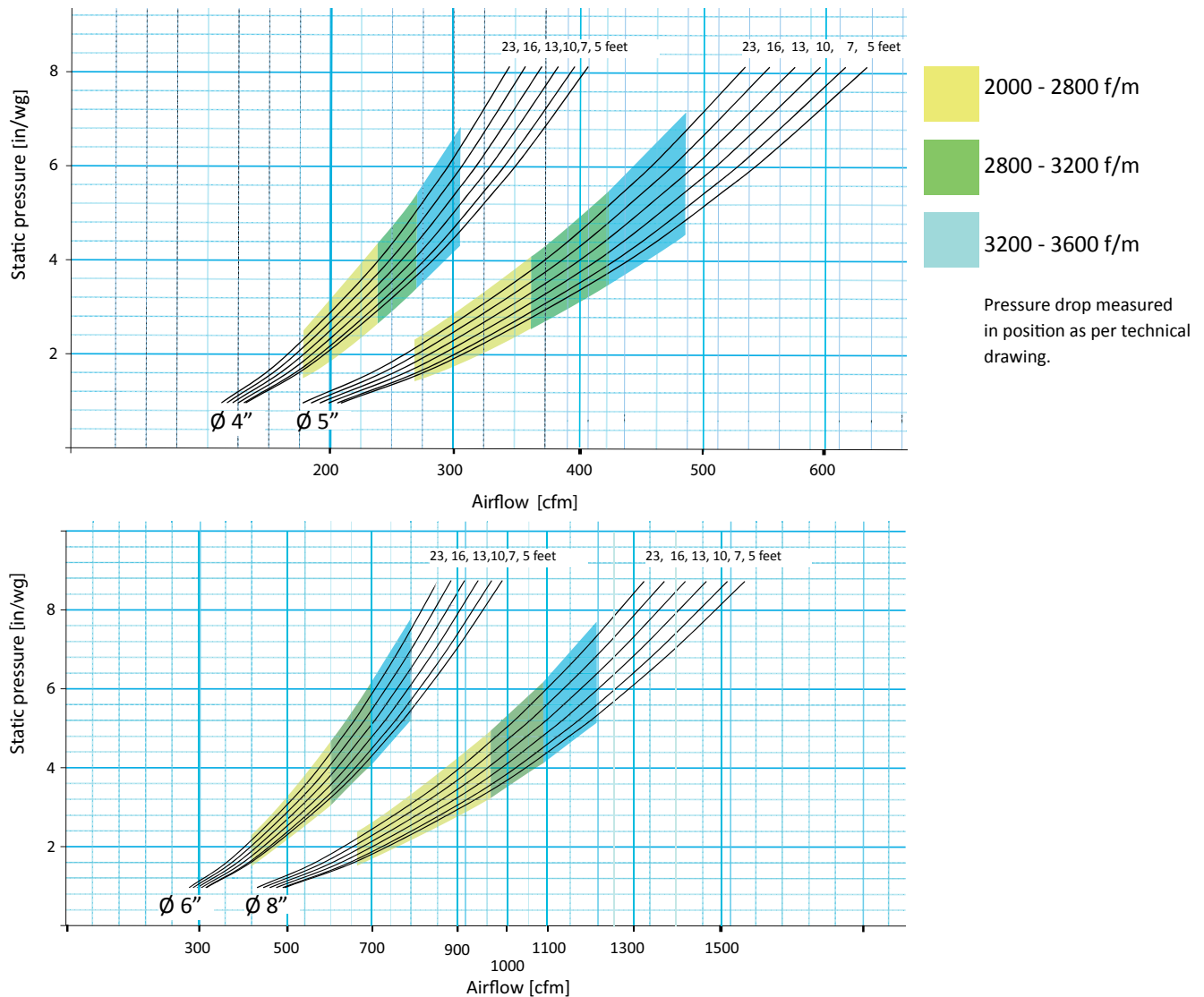
At a mounting height of 8 feet, 3 inches and a working height of 2 feet, 6 inches.

PR 7000EXC



Working radius
Max. radius

At a mounting height of 8 feet, 3 inches and a working height of 2 feet, 6 inches.



Facts about ATEX

Zone classification

Potentially explosive areas shall be classified into zones according to how often an explosive atmosphere occurs and how long it lasts. The person in charge of the operation is responsible for the risk area's classification.

Classification must be carried out by persons having knowledge about the properties of the flammable goods, the process and the equipment.

Classification can be done in consultation with safety and electrical engineers and also process technicians.

Zone 0 and zone 20

Areas where an explosive atmosphere is present continuously for long periods, or frequently for shorter periods.

Zone 1 and zone 21

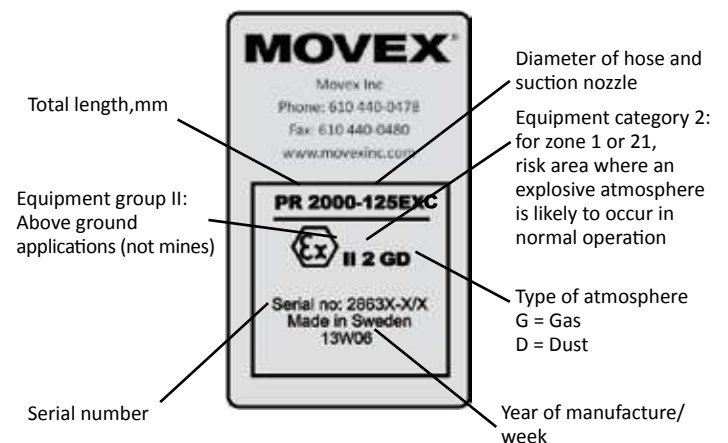
Areas where an explosive atmosphere is likely to occur during normal operation.

Zone 2 and zone 22

Areas where an explosive atmosphere is not likely to occur in normal operation, but, if it does occur, will only be for a short duration.

Marking of ATEX-products

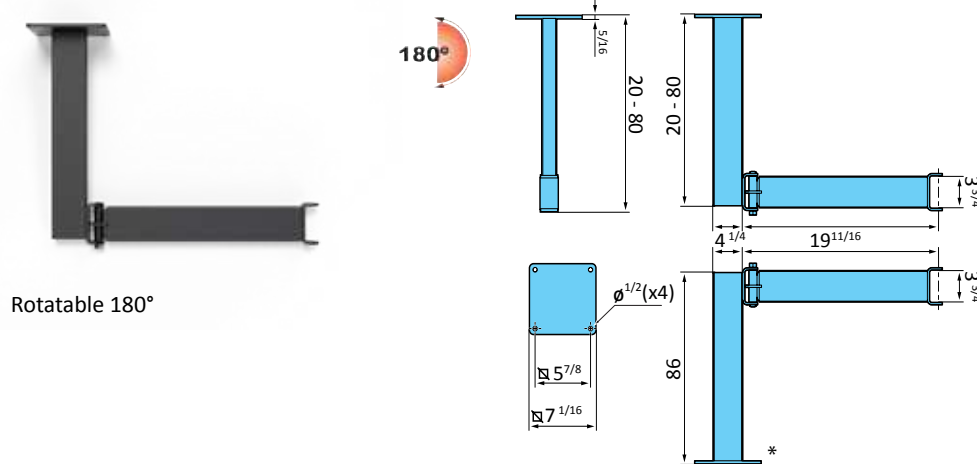
Local extractors from Movex are marked according to the plate below.



Accessories

Brackets for ceiling and floor mounting

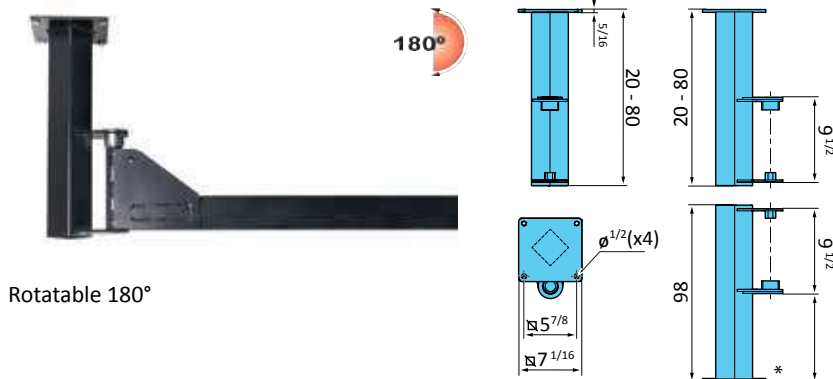
PTX EX (PR 1500-4000EXC)



Rotatable 180°

| PTX Article | Length | Weight (lb) |
|-------------|--------|-------------|
| PTX 500EX | 20" | 11 |
| PTX 1000EX | 40" | 17 |
| PTX 1500EX | 60" | 22 |
| PTX 2000EX | 80" | 28 |
| PTX 2200EX* | 86" | 31 |

PTZ EX (PR5000-7000EXC)



Rotatable 180°

| PTZ Article | Length | Weight (lb) |
|-------------|--------|-------------|
| PTZ 500EX | 20" | 17 |
| PTZ 1000EX | 40" | 26 |
| PTZ 1500EX | 60" | 37 |
| PTZ 2000EX | 80" | 47 |
| PTZ 2500EX* | 98" | 57 |

*Floor bracket

Technical data hose EXD

Properties..... Conductive PE hose with steel helix R <10⁴ Ω.

Temperature range..... +50°F to +122°F.

Delivery configuration

The arms are supplied partially assembled and tested, each with a unique serial number.

Manufacture

Manufactured in accordance with directive 94/9/EC.

Technical data other standards

Plastic components PA, PP14%GL conductive.

Aluminum components.. Powder coated in conductive paint.

Steel components..... Powder coated in conductive paint.

Stainless steel

components..... Hood plate in ASTM 316 stainless steel. Gas springs in stainless steel.

Weight PR 1500: 22 lb PR 2000: 24 lb
PR 3000: 28 lb PR 4000: 35 lb
PR 5000: 53 lb PR 7000: 84 lb

