

MOVEX®

REXH RZEXH

Local extractor for explosive environments. Safe equipment when handling explosive gases and dust



Ex
REXH

Movex extractor R EXH and RZ EXH are built on a solid construction with external arm support for use in ATEX environments.

Movex R EXH and RZ EXH is available in Ø4, 5, 6 and 8 inches hose dimension according to requirements.

R EXH and RZ EXH are constructed with:

- Frame, brackets and conical hood in stainless steel SIS2348 (316L)
- Flexible conductive PE hose $R < 10^4 \Omega$
- Gas springs in stainless steel balancing the arm's weight.

Movex R EXH and RZ EXH meet the requirements of the ATEX Directive 94/9 / EC category 2 for gases and dust.

Movex R EXH and RZ EXH comes with wall bracket as standard. Ceiling brackets are available as accessories.

The Movex range also includes fans, accessories, automatic control gear and filters for local extractors

LOCAL EXTRACTORS
Pure advantages

ATEX compliant - Local extractor from Movex

The standard for quality and safety for explosion protected equipment is called ATEX.

Movex local extractors are a safe choice within the pharmaceutical and food industries, as well as in workshop and laboratory environments.



Local extractor R EXH

Lengths 5, 7, 10 and 13 feet.

All parts effectively earthed.

Wall bracket and arm in stainless steel.

Consistently stainless steel components for harsh environments.

Hose, ATEX-classified R<10⁹Ω. Antistatic hose in PU
External arm support in stainless steel

Conical hood in stainless steel.

Local extractor RZ EXH

Lengths 15 and 21 feet.

An option with a longer reach.

All parts effectively earthed.

Wall bracket and arm in stainless steel.

Consistently stainless steel components for harsh environments.

Hose, ATEX-classified R<10⁹Ω. Antistatic hose in PU

External arm support in stainless steel

Conical hood in stainless steel.



TIX EXH

Adapted for ceiling mounting of R EXH, RZ EXH-arms. In stainless steel.
Standard lengths 19, 39 and 59 inches.



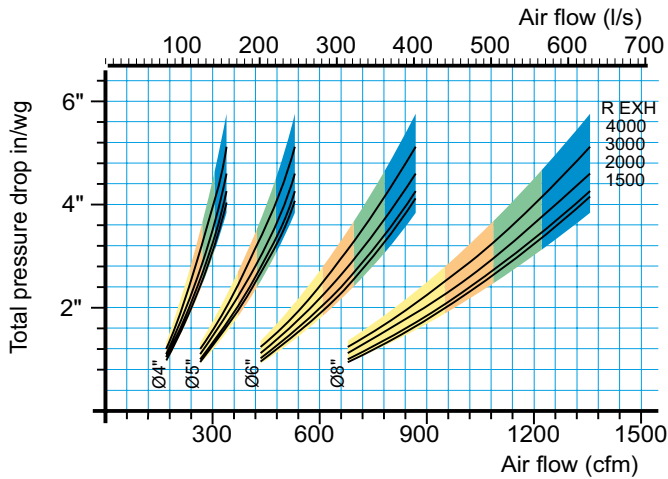
TIX 180 EXH

Adapted for ceiling mounting of R EXH, RZ EXH-arms with an additional link facilitates 180° flexibility left and right. In stainless steel.
Standard lengths 19, 39 and 59 inches.



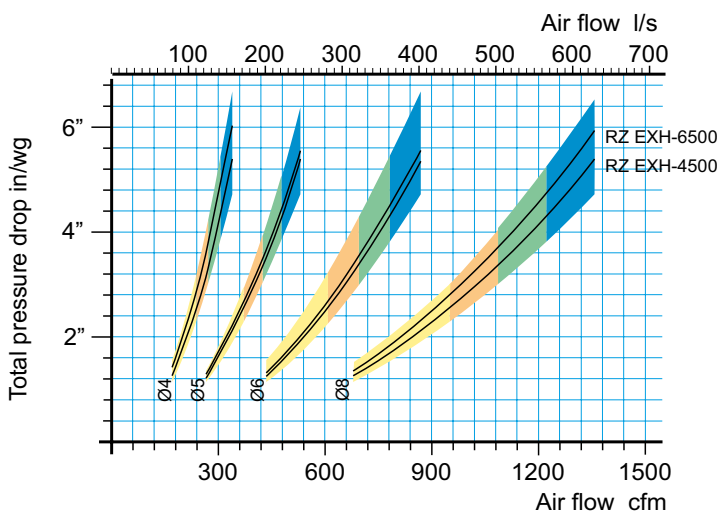
TIZ EXH

Adapted for ceiling mounting of RZ EXH-arms up to 21 feet. In stainless steel.
Standard lengths 19, 39 and 59 inches.



The black line shows the pressure drop for the arm when in the same position as in the design above. The area in the diagram shows the pressure drop at normal use. The field's tints show air velocity in the extractor according to below.

- (yellow) 2100-3000 ft/m
- (orange) 3000-3400 ft/m
- (green) 3400-3800 ft/m
- (blue) 3800-4200 ft/m



FACTS ABOUT ATEX

Zone classification

Potentially explosive areas or premises are classed in zones according to how often an explosive atmosphere occurs and how long it lasts. The individual in charge of the operation is responsible for the risk area being classified. Classification must be carried out by persons who are knowledgeable about the properties of the flammable goods, the process as well as the equipment. Classification can take place in consultation with safety- and electrical engineers, and also process technicians.

Zone 0 and zone 20

Areas where an explosive atmosphere is present continuously, for long periods or frequently.

Zone 1 and zone 21

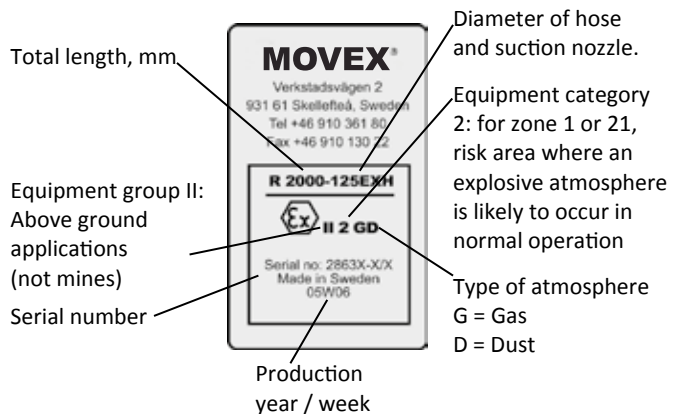
Areas where an explosive atmosphere is likely to occur in normal operation.

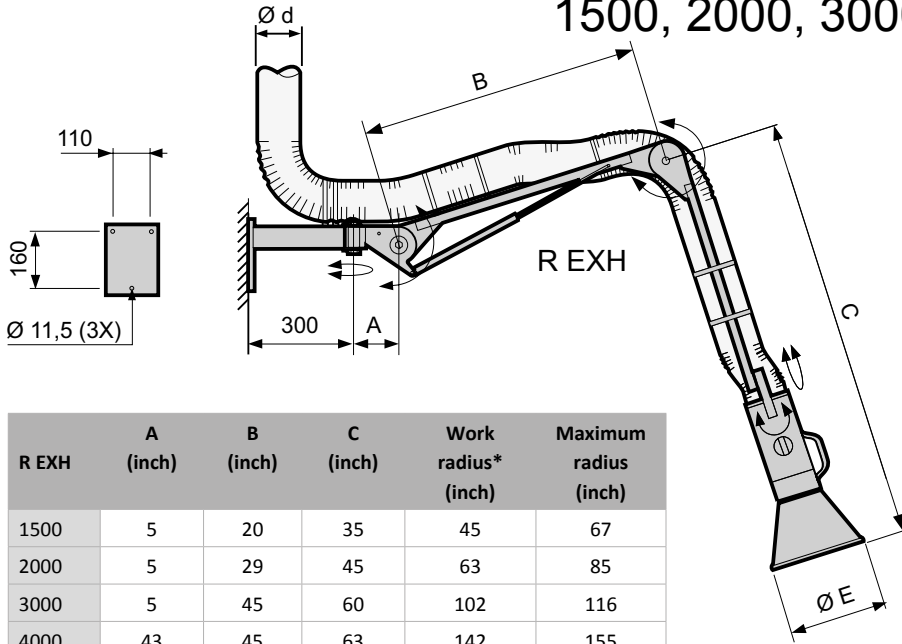
Zone 2 and zone 22

Areas where an explosive atmosphere is not likely to occur in normal operation, but, if it does occur, will only be for a short duration.

Marking of ATEX products.

Local extractor from Movex is marked according to the plate below.

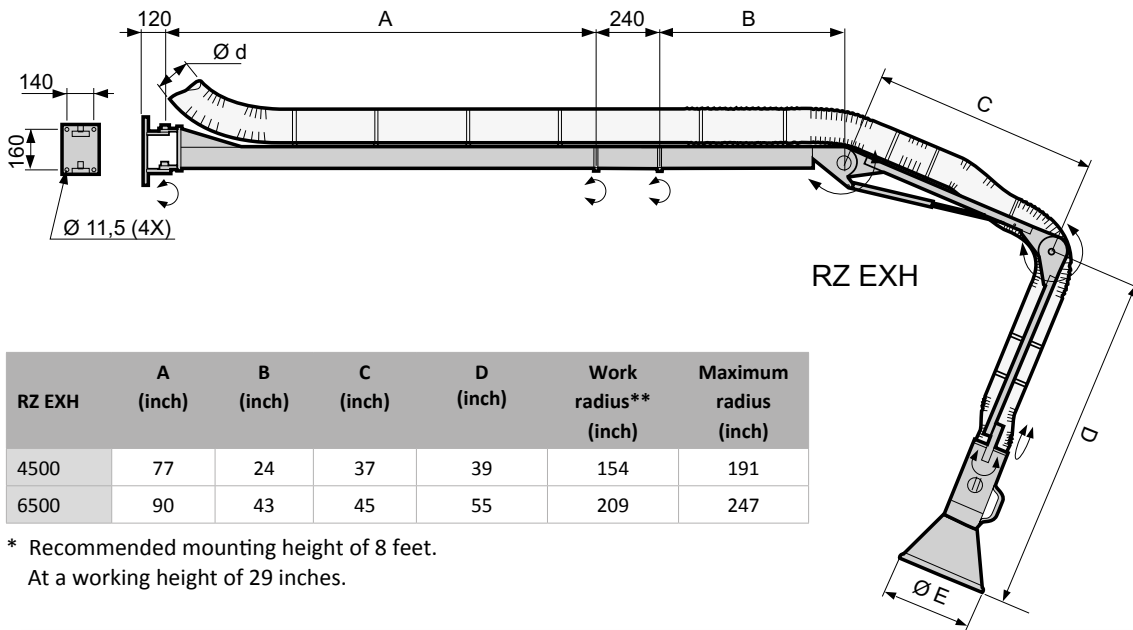




R EXH	A (inch)	B (inch)	C (inch)	Work radius* (inch)	Maximum radius (inch)
1500	5	20	35	45	67
2000	5	29	45	63	85
3000	5	45	60	102	116
4000	43	45	63	142	155

Ø d (inch)	Ø E (inch)
4	10
5	10
6	12
8	14

* Recommended mounting height of 6^{1/2} feet.
At a working height of 29 inches.



RZ EXH	A (inch)	B (inch)	C (inch)	D (inch)	Work radius** (inch)	Maximum radius (inch)
4500	77	24	37	39	154	191
6500	90	43	45	55	209	247

Ø d (inch)	Ø E (inch)
4	10
5	10
6	12
8	14

* Recommended mounting height of 8 feet.
At a working height of 29 inches.

Technical data

Data ATEX

Equipment group.....	II
Equipment category.....	2
Zone, gas.....	1
Zone, dust.....	21
Surrounding temperature...	32 – 140 °F
Hose dimensions.....	Ø 4, 5, 6, 8 inches

Material

Structure

R EXH/RZ EXH..... Stainless steel, 316

Hose..... Antistatic PU, R<10⁹Ω

Suction nozzle

R EXH/ RZ EXH..... Stainless steel, 316L

Delivery

The arm is assembled mounted and tested. Every arm has a unique manufacturing number.

Tillverkning

Manufactured in accordance with relevant sections of the following standards or regulatory documents: EN 1127-1:1997, EN 13463-1:2001, CENELEC report TR50404, according to the terms in the ATEX directive 94/9/EC.



104 Commerce Drive, Northampton, PA 18067, USA
Phone: 610 440-0478, Fax: 610 440-0480
www.movexinc.com info@movexinc.com